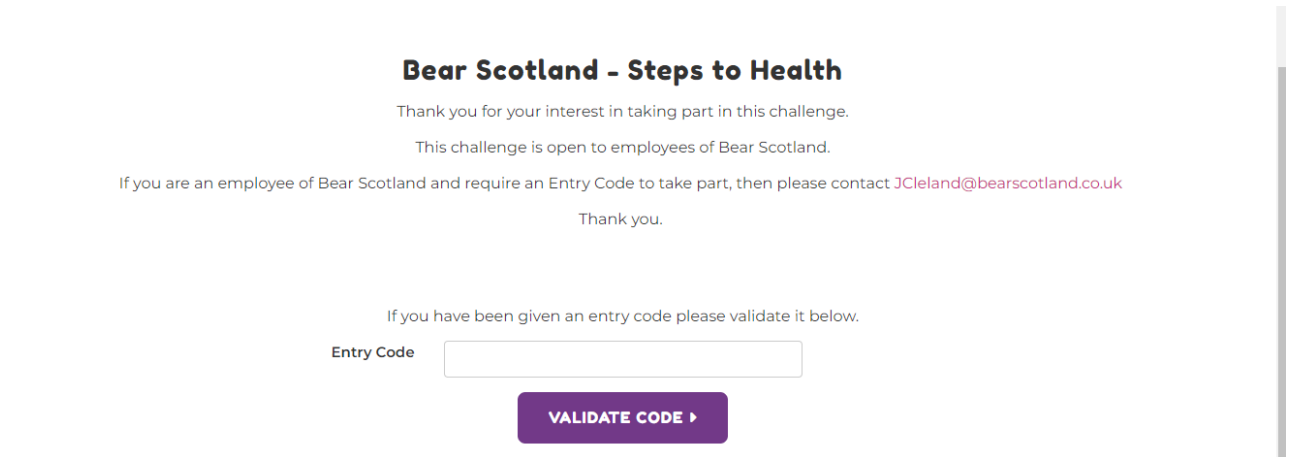


SIGNING UP + CREATING/JOINING YOUR TEAM – STEP BY STEP

- 1) Follow the link provided for the event (<https://fundraise.scottishspca.org/event/view/bearstepstohealth>) and enter the password on the screen below



Bear Scotland - Steps to Health

Thank you for your interest in taking part in this challenge.

This challenge is open to employees of Bear Scotland.

If you are an employee of Bear Scotland and require an Entry Code to take part, then please contact JClreland@bearsotland.co.uk


Thank you.

If you have been given an entry code please validate it below.

Entry Code

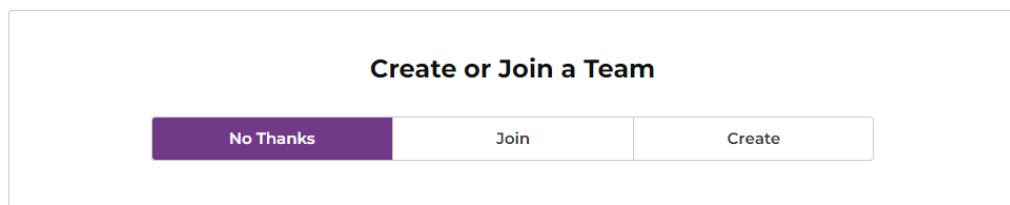
VALIDATE CODE >

- 2) Complete all of the personal details under “create account” and then click “next step” to move on to “create your page”



CREATE ACCOUNT ✓ **CREATE YOUR PAGE** OPTIONAL DONATION

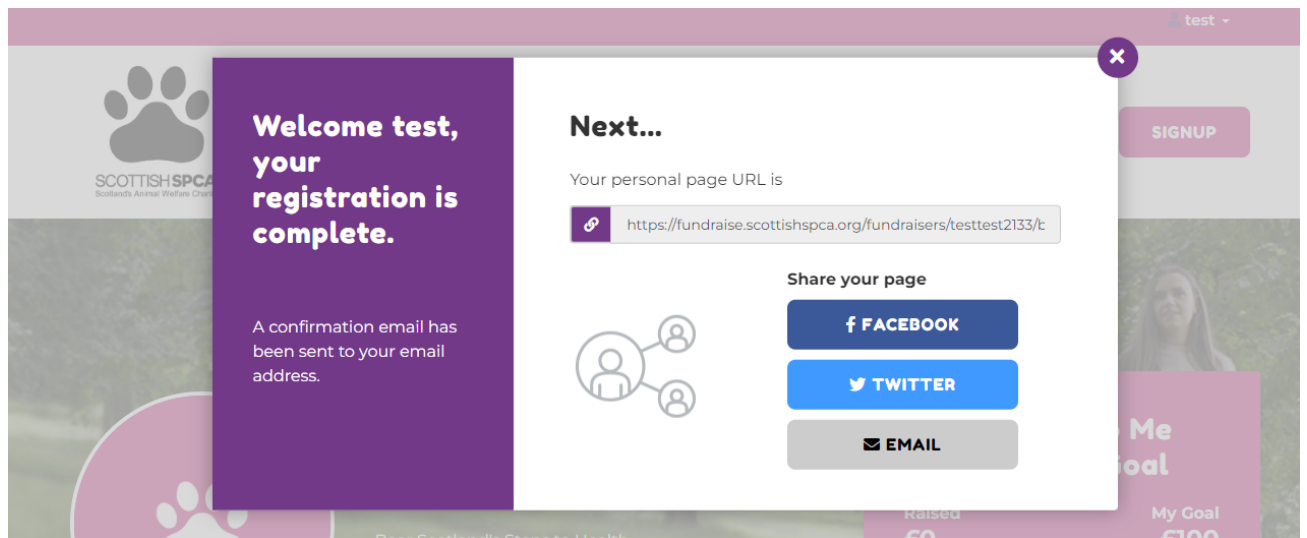
- 3) Under this step “create your page” set your targets and then scroll to the bottom and select EITHER join or create a team depending on your role and follow the steps




Create or Join a Team

No Thanks Join Create

- 4) Once this is complete your personal page will be ready and you will also either be a team captain (c) or have joined a team! You can now donate and share your personal page link to social media for donations.



If you were not able to join a team when registering your team captain can log in and invite you and new members by heading to the team page from the dropdown menu on the top right and scrolling down to find the invite link that should look like this;



If you require any further assistance please contact fundraising@scottishspca.org and we will be happy to help!